

D6K2

Track-Type Tractor



Engine

Engine Model	Cat® C6.6 ACERT™	
Emissions	U.S. Tier 4 Interim/EU Stage IIIB	
Gross Power – SAE J1995	118 kW	158 hp
Engine Power – ISO 14396	116 kW	155 hp
Engine Power – ISO 14396 (DIN)		157 hp
Net Power – SAE J1349	95 kW	128 hp

Engine (continued)

Net Power – ISO 9249	97 kW	130 hp
Net Power – ISO 9249 (DIN)		132 hp
Net Power – EU 80/1269/EEC	97 kW	130 hp

Weights

Operating Weight – XL	13 311 kg	29,346 lb
Operating Weight – LGP	13 948 kg	30,750 lb

D6K2 Features

Powerful Productivity

Boost your productivity with the new Stable Blade Control feature, dozer and undercarriage. Eco Modes and Auto Engine Speed Control help reduce overall fuel use. Experience maneuverability, precision and response, from the hydrostatic power train, power turn capability and standard electro-hydraulic controls.

Comfortable Operator Station

Work longer with less fatigue in the spacious and comfortable cab. The D6K2 is easy to handle and includes features that help your operators be more productive.

Engine and Emissions Technology

The D6K2 meets EPA/ARB U.S. Tier 4 Interim, EU Stage IIIB and Japan MLIT (Step 4) emission standards.

Integrated Technologies

Maximize utilization and control costs with the Cat Product Link. AccuGrade™ Ready Option means easy installation of the performance enhancing Cat AccuGrade system.

Serviceability and Customer Support

Easy service, reliability and Cat dealer expertise keep you working and help to reduce overall costs.

Contents

Sustainability	3
Safety	3
Operator Station.....	4
Ergonomic Controls	5
Stable Blade Control.....	5
Power Train.....	6
Fuel Economy.....	6
Undercarriage	7
Work Tools.....	8
Integrated Technologies.....	9
Rear Attachments and Options	10
Value Packages.....	10
Cooling.....	11
Engine and Emissions Technology.....	12
Engine	12
Serviceability.....	13
Specifications.....	14
Standard Equipment.....	18
Optional Equipment.....	19



Experience the most intuitive finish grading tractor with the new Cat® D6K2.

Redesigned to help you meet your goals, it improves your fuel efficiency and productivity. It is an excellent platform for the integrated AccuGrade grade control system, which will help you get to target grade faster, with fewer passes and less manpower. Stable Blade Control senses ground conditions and works with the operator to produce the desired grade, allowing better finish grading results at higher speed, with less effort. The new undercarriage design improves stability to further enhance finish grading performance.

The D6K2 helps you get more done with less fuel. Choose the D6K2 for best-in-class productivity with the lowest owning and operating costs in his size class.

Sharper, from the first cut to finish grade, the D6K2 sets the standard.

Sustainability

Thinking generations ahead

Sustainable development for Caterpillar means leveraging technology to increase your efficiency and productivity with less impact on the environment and assisting our customers do the same. Caterpillar is providing products, services and solutions that use resources more efficiently – from reducing emissions to remanufacturing.

Sustainable Features

- Meets U.S. EPA Tier 4 Interim, EU Stage IIIB and Japan MLIT Step 4 emission standards.
- Fuel efficient engine and features such as the Eco Modes help reduce your overall fuel consumption. Decreases in fuel consumption result in a decrease in combustion of carbon.
- Technologies like AccuGrade and Product Link™ help improve overall efficiency, save fuel and fluids as well as wear and tear on equipment.
- Biodiesels (20% maximum, mixed with Ultra Low Sulfur Diesel Fuel) and biodegradable hydraulic oil can be used without reducing the life of the system. Always refer to your Operation and Maintenance Manual for proper usage of fluids.
- Major components are built to be rebuilt, eliminating waste and saving customers money.



Safety

Make sure you're safe

- ROPS/FOPS for added operator protection with an enclosed cab
- Excellent visibility, large glass panels, various mirrors
- Various grab handles and steps make climbing on and off the tractor easy, with three points of contact
- Anti-slip surfaces
- Operator Not Present monitoring system preventing from unintentional movements to move the machine
- Work tools lock-out feature
- Back-up alarm

These are some of the various features that enhance safety during operation of the D6K2.



Operator Station

Makes operation easy, comfortable and productive



Spacious and Comfortable

- Pressurized cab reducing dust entry and noise
- Standard heating – air conditioning
- Dash mounted air vents for improved air circulation
- Generous leg room
- Foot rests
- Single and combined hystat, brake and engine decel pedal



Outstanding Visibility

Large door windows provide unobstructed view to the blade corners and help increase your finish grading precision when working near foundations. Intermittent wipers maximize visibility in poor weather conditions.

Large side windows offer a clear view to the sides of the machine.



Comfortable Drive – Air Suspension Seat

- Fully adjustable
- Lumbar support
- Heated seat (optional)
- Heated and ventilated seat (optional)
- Seat-mounted controls



Monitoring Package

The display keeps you informed of the system conditions.

- Easy to read
- Various available languages
- Large gauges
- New AccuGrade display support position, in line with blade corners and integrated into the dashboard

Ergonomic Controls

Work longer with less effort

Convenient Seat-Mounted Controls Reducing Vibrations

- Seat-mounted controls isolate vibrations from the operator for optimum comfort and precise control
- New easy to adjust armrest and contoured armrest cushion

Electro-Hydraulic Controls

- Precision and maneuverability when working around structures
- Easy to grip handles
- Easy intuitive and low effort operation

Steering and Transmission Joystick

Single joystick for the speed, direction and steering. It includes a thumb wheel for speed adjustment and the Traction Control button.

Dozer and Implements Controls

- Six-way control of the VPAT blade
- Blade shake feature for effective removal of sticky material
- Blade response can be adjusted through the monitoring system
- Rear attachments are controlled by a single lever



Stable Blade Control...

...assists you in finish grading applications.

Both new and experienced operators will find operating the machine easy with our new Stable Blade Control.

Stable Blade Control senses ground conditions to complement operator input for smooth finish grading results with less operator effort. This system reacts faster than humanly possible.



Power Train

Smooth and responsive to changing loads



Performance: Hydrostatic Transmission

Engine speed is automatically maintained to match the power requirements of the application. It also offers independent power and control of each track, for fast acceleration and on-the-go direction changes.

- Quick response to varying loads for shorter cycle times
- Traction control allows better traction when working in poor underfoot conditions

Unsurpassed Maneuverability


- Intuitive controls help you work in tight areas
- Power turn feature provides power to both tracks while working in confined area
- Counter-rotation provides quick steering corrections during side loading applications

Fuel Economy

Eco Modes

Eco Modes achieve significant fuel consumption reduction by allowing the engine to run at lower speed whenever possible, and rapidly increasing speed when power is needed. Designed to save fuel in light or medium duty applications, the extremely fast engine response allows these modes to be used even in power demanding applications and eliminates the need to constantly shift into and out of Eco Modes.

- Operators can either select the “Reverse only” or “Forward and Reverse” mode
- Can help save from 5 percent up to 22 percent of fuel depending on the application





Undercarriage

Solutions to lower your costs per hour

Updated Undercarriage Design

The new undercarriage design improves durability and increases stability to allow smoother ride and excellent finish grading performance. You can grade faster, while still producing a top quality finish grade at the first pass.

Choice of Undercarriage Configurations to Meet Your Application

Track frames are available in extra long (XL) or low ground pressure (LGP) configurations:

- XL undercarriage for most applications where flotation and side stability are not extreme
- LGP undercarriage for soft underfoot conditions where additional flotation is required

Track Selection

Caterpillar offers a choice of two undercarriages – Sealed and Lubricated Track (S<) and SystemOne™. Matching the correct undercarriage to the application and soil conditions will deliver the lowest costs per hour.

- **Sealed and Lubricated Track (S<) Undercarriage**
 - For aggressive impact applications, with the necessary wear material for long life
 - Designed to ease disassembly for bushing turn service to maximize wear life
- **SystemOne Undercarriage**
 - For moderate to high abrasion applications
 - For reduced maintenance costs and increased life of all undercarriage components
 - Innovative rotating bushing design that eliminates the need for bushing turns

Work Tools

Move more with productive and durable blades



New Bulldozer and Wider Blade Design

- Both XL and LGP blades are now wider; this improves finish grading productivity by covering more ground at each pass
- Strong design allows Cat blades to stand up to the most severe applications
- Large spherical linkage bearing for easier blade removal and designed for the life of the machine

New Variable Pitch Angle Tilt (VPAT) Blade

The versatility of the VPAT Blade gives the D6K2 the ability to take on a variety of applications and material conditions, such as finish grading, spreading material or backfilling.

This blade allows the operator to adjust the blade lift, angle and tilt simultaneously. The blade pitch adjustment is made easier, which can help increase your productivity.



New Foldable Blade Option

Designed to facilitate transportation without blade removal, foldable blades reduce the overall shipping width. The blade can be easily folded without the need for tools.





Integrated Technologies

Get to grade faster with fewer passes than ever before

AccuGrade

This dealer installed machine control and guidance system enables operators to cut and fill to grade with increased accuracy, minimizing the need for traditional stakes and grade checkers. Caterpillar offers a choice of:

- **AccuGrade Laser** – for two dimensional flat type of work
- **AccuGrade Global Navigation Satellite System** – for three dimensional cut to contour work
- **Universal Total Station** – for fine and finish grade applications

These technologies provide precise elevation information on an in-cab display to achieve accurate blade positioning and improve productivity by as much as 50 percent over conventional methods.

AccuGrade Ready Option (ARO)

This option provides the pre-assembly that is required to make the AccuGrade installation quick and easy.

New Larger Displays

Easy to read, large displays let you focus on your work:

- **CB450 Larger Display** – larger 109 mm (4.3 in) color display, USB data port
- **CB460 GNSS Display** – larger 178 mm (7 in) color display, USB data port



Rear Attachments and Options

Increase your versatility

Multi-Shank Ripper

The aggressive parallelogram ripper lets you do more productive ripper work. The parallel linkage design provides better penetration and maneuverability in tight working areas.

Hydrostatic Winch

The winch features excellent line pull at any speed, infinitely variable drum speed, lower operator effort and unmatched load control.

Dual Control Package

This option makes attachment installation easy for machines that will be used for both ripper and winch applications.

Drawbar

The drawbar is useful for retrieving other equipment or pulling work tools such as discs or compactors.



Value Packages...

Forestry and Heavy Duty Options

An easier way to work in the woods or in severe applications:

- 360 degree guarding, for added protection of the cab
- Sweeps
- Various heavy duty guards, including rear tank guard

Cold Weather Packages

Start your machine even when ambient temperatures are down to -32°C (-25.6°F).

- Heater, 120V/240V jacket water heater, engine coolant, ether starting aid
- Electrical insulated breather
- Antifreeze fluids, -50°C (-58°F) capability





Cooling

Durable and efficient

The engine radiator, Air To Air After Cooler (ATAAC), and hydraulic oil cooler are packaged in a single plane. Aluminum bar plate construction provides durability and allows for higher heat transfer and superior corrosion resistance.

Hydraulic Demand Fan

The demand fan provides engine cooling capability that is matched to the ambient conditions. Fan speed is automatically reduced when not needed to save fuel.

Hydraulic Reversing Fan

This option allows the fan to reverse airflow and blow debris out of the radiator cores. Both automatic and manual modes are available.

Engine and Emissions Technology

Improved fuel economy

Low Temperature Regeneration System


The engine meets U.S. EPA Tier 4 Interim, EU Stage IIIB and Japan MLIT Step 4 emission standards using a passive regeneration solution:

- Simple, no operator interaction required
- Efficient, no work interruption, even in case of extended idling time
- Reliable, the diesel particulate filter is fit for life

Fuel Consumption Efficiency

Automatic Engine Speed Control (AESC) – reduces engine speed when the machine is not under load for more than five seconds, which can help reduce fuel consumption significantly depending on the application.

Engine Idle Shutdown Timer – This option (when activated by the operator) shuts down the engine after the machine has been idling for a pre-set period of time.



Engine

Power and reliability

The Cat C6.6 ACERT™ engine delivers the performance that customers demand.

- Responds quickly to changing loads
- Constant power strategy: delivers the same amount of power whatever the conditions may be
- Optimized based on engine size, the type of application and the geographic location where D6K2 customers work

To assure that our technology will meet our customers expectations for reliable trouble-free service, we subjected these products to over one million operating hours of test and validation.

Serviceability

When uptime counts

Accessible, Quick and Easy Maintenance to Keep You Working

Long service intervals and easy maintenance keep the machine up and running, lower your costs and reduce service time.

- Large, hinged door on the engine compartment for easy access to all regular engine maintenance points
- Grouped pressure taps for quick testing and troubleshooting of the hydraulic system
- Ground level access to hydraulic filters
- Engine automatic hydraulic valve lash
- Tool box to keep your tools and grease gun at hand
- Monitoring system with automatic checks at start up
- Robust and convenient modular design

Product Link

Remote monitoring with Product Link improves and simplifies overall fleet management effectiveness. Using satellite or cellular technology, the system automatically reports events and diagnostic codes, as well as location, fuel, idle time or security alarms.

Renowned Cat Dealer Support

From helping you choose the right machine to knowledgeable ongoing support, Cat dealers provide the best in sales and service.

- Preventive maintenance programs and guaranteed maintenance contracts
- Best-in-class parts availability
- Operator training to help boost your profits
- Genuine Cat Remanufactured parts



D6K2 Specifications

Engine

Engine Model	Cat® C6.6 ACERT™	
Emissions	U.S. EPA Tier 4 Interim/ EU Stage IIIB/Japan MLIT Step 4	
Gross Power – SAE J1995	118 kW	158 hp
Engine Power – ISO 14396	116 kW	155 hp
Engine Power – ISO 14396 (DIN)		157 hp
Net Power – SAE J1349	95 kW	128 hp
Net Power – ISO 9249	97 kW	130 hp
Net Power – ISO 9249 (DIN)		132 hp
Net Power – EU 80/1269/EEC	97 kW	130 hp
Bore	105 mm	4.13 in
Stroke	127 mm	4.99 in
Displacement	6.6 L	402.75 in ³

- Engine ratings at 2,200 rpm.
- Net power advertised is the power available at the engine flywheel when the engine is equipped with the air cleaner, alternator, A/C compressor at full load and cooling fan at maximum speed.
- No engine derating required up to 3000 m (8,840 ft) altitude; beyond 3000 m (8,840 ft) automatic derating occurs.

Transmission – Travel Speed

Transmission Type	Hydrostatic	
Forward	0-10 km/h	0-6.2 mph
Reverse	0-10 km/h	0-6.2 mph

Service Refill Capacities

Fuel Tank	295 L	77.9 gal
Cooling System	32.5 L	8.58 gal
Engine Crankcase	16.5 L	4.35 gal
Final Drives (each XL)	15 L	4 gal
Final Drives (each LGP)	23 L	6 gal
Hydraulic Tank	58 L	15.3 gal

Weights

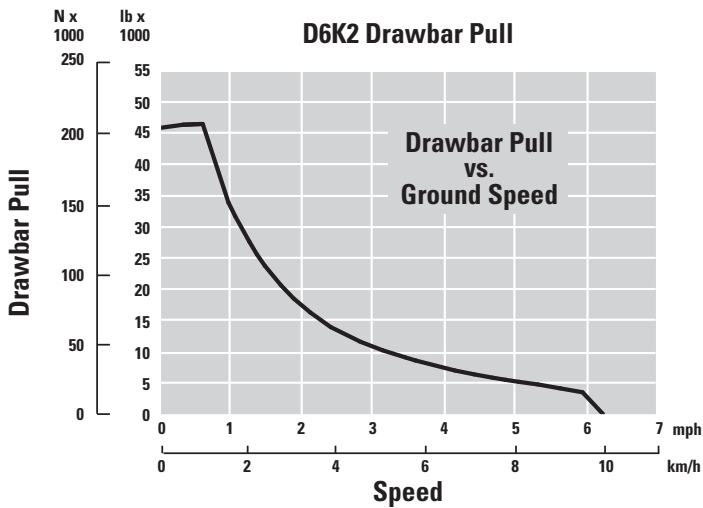
Weight – XL	13 036 kg	28,740 lb
Weight – LGP	13 673 kg	30,144 lb
Operating Weight – XL	13 311 kg	29,346 lb
Operating Weight – LGP	13 948 kg	30,750 lb
Shipping Weight – XL	13 131 kg	28,949 lb
Shipping Weight – LGP	13 768 kg	30,353 lb

- Weights: includes pumps, operator controls, oil, mounting brackets and spacers.
- Operating Weights: includes EROPS, A/C, lights, VPAT Dozer, transmission, drawbar, engine enclosure, 3-valve hydraulics, 100% fuel, Cat Comfort Series air suspension seat and operator.
- Shipping Weights: includes EROPS, A/C, lights, VPAT Dozer, transmission, drawbar, engine enclosure, 3-valve hydraulics, 10% fuel, Cat Comfort Series air suspension seat.

Undercarriage

Width of Shoe – XL	560 mm	22 in
Width of Shoe – LGP	760 mm	30 in
Shoes/Side – XL	40	
Shoes/Side – LGP	40	
Grouser Height	48 mm	1.9 in
Track Gauge – XL	1770 mm	70 in
Track Gauge – LGP	2000 mm	79 in
Track on Ground – XL	2645 mm	104 in
Track on Ground – LGP	2645 mm	104 in
Ground Contact Area – XL	3 m ²	4650 in ²
Ground Contact Area – LGP	4 m ²	6200 in ²
Ground Pressure – XL (ISO 16754)	39.8 kPa	5.77 psi
Ground Pressure – LGP (ISO 16754)	30.7 kPa	4.45 psi
Track Rollers/Side – XL	8	
Track Rollers/Side – LGP	8	

Drawbar Pull



- The direct injection electronic fuel system provides a controlled fuel delivery increase as the engine lugs back from rated speed. This results in increased horsepower below rated power. A combination of increased torque rise and maximum horsepower improves response, provides greater drawbar pull and faster dozing cycles.

Blades

Blade Type	VPAT, VPAT Foldable*	
XL, VPAT – Blade Capacity	3.07 m ³	4.01 yd ³
LGP, VPAT – Blade Capacity	3.35 m ³	4.38 yd ³
XL, VPAT – Blade Width over End Bits	3196 mm	10.5 ft
LGP, VPAT – Blade Width over End Bits	3682 mm	12 ft

- VPAT foldable blades have the same capacity and width as the XL/LGP VPAT blades.

Ripper

Type	Fixed Parallelogram	
Pocket Spacing	896 mm	35.3 in
Shank Gauge	1792 mm	70.6 in
Shank Section	58.5 × 138 mm	2.3 × 5.4 in
Number of Pockets	3	
Overall Beam Width	1951 mm	76.8 in
Beam Cross Section	165 × 211 mm	6.5 × 8.3 in
Maximum Penetration Force – XL	42.2 kN	9,480 lb
Maximum Pry-out Force – XL	166.7 kN	37,480 lb
Maximum Penetration Force – LGP	45.1 kN	10,138 lb
Maximum Pry-out Force – LGP	166.7 kN	37,480 lb
Maximum Penetration – XL & LGP	360 mm	14.2 in
Weight with One Shank	845 kg	1,863 lb
Each Additional Shank	34 kg	75 lb

Winch

Winch Model	PA50	
Winch Drive	Hydrostatic	
Weight*	907 kg	2,000 lb
Winch and Bracket Length	845 mm	33.2 in
Winch Case Width	905 mm	35.6 in
Drum Diameter	205 mm	8 in
Drum Width	274 mm	11 in
Flange Diameter	457 mm	18 in
Drum Capacity (Recommended Rope)	93 m	306 in
Drum Capacity (Optional Rope)	67 m	220 in
Rope Recommended Diameter	19 mm	0.75 in
Optional Cable Size	22 mm	0.87 in
Cable Ferrule Size (O.D.)	54 mm	2.13 in
Cable Ferrule Size (Length)	67 mm	2.63 in
Maximum Bare Drum		
Line Pull	222.4 kN	50,000 lbf
Line Speed	38 m/min	124 fpm
Maximum Full Drum		
Line Pull	115.7 kN	26,000 lbf
Line Speed	70 m/min	230 fpm

- Slow and standard speed winches are available.

* Weight includes: pump, operator controls, oil, mounting brackets and spacers.

D6K2 Specifications

Standards

- ROPS (Rollover Protective Structure) offered by Caterpillar for the machine meets ROPS criteria SAE J1040-1994, ISO 3471:2008 and DLV criteria SAE J397B-2009, ISO 3164:1995.
- FOPS (Falling Object Protective Structure) meets ISO 3449-2005 Level II and DLV criteria SAE J397B-2009, ISO 3164:1995.
- Brakes meet the standard ISO 10265:2008.
- Hearing protection may be needed when the machine is operated with an open operator station for extended periods or in a noisy environment. Hearing protection may be needed when the machine is operated with a cab that is not properly maintained, or when the doors and windows are open for extended periods or in a noisy environment.
- The declared average exterior sound pressure level is 79 dB(A) when the “SAE J88 FEB2006 – Constant Speed Moving Test” procedure is used to measure the value for the standard machine. The measurement was conducted under the following conditions: distance of 15 m (49.2 ft) and “the machine moving forward in an intermediate gear ratio.”

Sound Level Information for Machines in European Union Countries and in Countries that Adopt the “EU Directives.” The information below applies to only the machine configurations that have the “CE” mark on the Product Identification Plate.

- The declared dynamic operator sound pressure level is 78 dB(A) when “ISO 6396:2008” is used to measure the value for an enclosed cab. The measurement was conducted at 100% of the maximum engine cooling fan speed. The sound level may vary at different engine cooling fan speeds. The cab was properly installed and maintained. The measurement was conducted with the cab doors and the cab windows closed.
- If equipped, the certification label – 109 dB(A) – is used to verify the environmental sound certification of the machine to the requirements of the European Union. The value that is listed on the label indicates the guaranteed exterior sound power level (Lwa) at the time of manufacture for the conditions that are specified in “2000/14/EC.” Your machine may have a different value.

Sustainability


Engine Emissions	Fully complies with U.S. EPA Tier 4 Interim/ EU Stage IIIB/Japan MLIT Step 4 emission standards	
Sound Levels		
Average Exterior Sound Pressure Level	79 dB(A)	SAE J88:2006
Maximum Sound Power Level	109 dB(A)	2000/14/EC
Dynamic Operator Sound Pressure Level (LpA)*	78 dB(A)	ISO 6396:2008
Vibration Levels		
Maximum Hand/Arm**	2.5 m/s ²	ISO 5349:2001
Maximum Whole Body	0.5 m/s ²	ISO/TR 25398:2006
Seat Transmissibility Factor <0.7	ISO 7096:2000 – spectral class EM6	

* Measured at 100% of the maximum engine cooling fan speed.

** Values are for an experienced operator in a dozing application, consult the Operating and Maintenance Manual for further details.

Dimensions

All dimensions are approximate.



Tractor Dimensions

	XL		LGP	
1 Track Gauge	1770 mm	70 in	2000 mm	79 in
2 Width of Tractor				
With the Following Attachments:				
Standard Shoes without Blade	2330 mm	92 in	2760 mm	109 in
Standard Shoes with VPAT Blade Angled 25°	2896 mm	114 in	3337 mm	131 in
Standard Shoes with Foldable Blade in Transport Position	2364 mm	93 in	2850 mm	112 in
3 Machine Height from Tip of Grouser				
With the Following Equipment:				
ROPS Cab	2958 mm	116 in	2958 mm	116 in
4 Drawbar Height (Center of Clevis)				
From Ground Face of Shoes	466 mm	18 in	483 mm	19 in
5 Length of Tack on Ground	2645 mm	104 in	2645 mm	104 in
6 Length of Basic Tractor (with C-Frame)	4354 mm	171 in	4220 mm	166 in
With the Following Attachments, Add to Basic Tractor Length:				
Drawbar	229 mm	9 in	320 mm	13 in
Ripper	1082 mm	42 in	1133 mm	45 in
PA50 Winch	567 mm	22 in	640 mm	25 in
VPAT Blade, Straight	384 mm	15 in	468 mm	18 in
VPAT Blade, Angled 25° (Standard and Foldable)	1015 mm	40 in	1179 mm	46 in
7 Height over Stack from Tip of Grouser	2873 mm	113 in	2914 mm	115 in
8 Height of Grouser	48 mm	2 in	48 mm	2 in
9 Ground Clearance from Ground Face of Shoe (per SAE J1234)	360 mm	14 in	360 mm	14 in

D6K2 Standard Equipment

Standard Equipment

Standard equipment may vary. Consult your Cat dealer for details.

OPERATOR STATION

- ROPS/FOPS cab, pressurized, with sliding side windows
- Air conditioning
- Seat, air suspension, cloth
 - Adjustable armrests
- 76 mm (3 in) retractable seat belt
- Adjustable seat-mounted, electro-hydraulic controls with fore/aft adjustment
- Footrests, dash-mounted
- Electric monitoring system including:
 - Gauges: engine coolant temperature, hydraulic oil temperature and fuel level
 - Indicators: including electronic engine air cleaner service indicator, electronic water-in-fuel indicator, and regeneration indicator
 - Digital display: electronic engine rpm, gear display, hour meter
- Rotary throttle switch
- Eco Modes throttle switch
- Stable blade switch
- Electronic travel speed limiter
- Independent forward/reverse speed settings
- Single pedal combining deceleration and braking functions
- Rearview mirrors
- Auxiliary mirror for rear attachment
- 12V radio ready
- One 12V power port
- Coat hook
- Storage compartment
- Cup holder
- Heavy duty rubber floor mat
- Windshield washers and wipers front and rear
- Intermittent wipers (doors)

UNDERCARRIAGE

- Undercarriage arrangements:
 - SystemOne undercarriage including:
 - Sprocketed relieved tread idler, lifetime lubricated
 - Eight bottom track rollers
 - Two carrier rollers
 - Idlers, lifetime lubricated
 - Tracks, 40 sections
 - XL configuration, 560 mm (22 in)
 - LGP configuration, 760 mm (30 in)
 - Adjustable idler height position
 - Hydraulic track adjusters
- Roller frame:
 - 8/2 SystemOne (eight bottom rollers, two carrier rollers)
- Track pairs, XL:
 - Tracks, 560 mm (22 in) MS XL, SystemOne
- Track pairs, LGP:
 - Tracks, 760 mm (30 in) MS LGP, SystemOne

POWER TRAIN

- Cat C6.6 ACERT diesel engine, turbocharged, meets U.S. EPA/ARB Tier 4 Interim, EU Stage IIIB and Japan MLIT (Step 4) emission standards
- Aluminum bar plate cooling system (radiator, hydraulic oil cooler, aftercooler)
- Hydraulic demand fan
- Air cleaner with precleaner, automatic dust ejection and under-hood intake
- Electric fuel priming pump
- Integrated fuel/water separator
- Tank fuel, standard
- Dual path, electronic control, closed-loop hydrostatic transmission
- Glowplugs starting aid

ELECTRICAL

- Horn, electric
- Backup alarm
- Converter 12V, 10-Amp
- Diagnostic connector
- Batteries, heavy duty, high output, maintenance free, 900 CCA
- Integrated four front halogen lights (roof mounted)
- Integrated two rear halogen lights (A/C unit mounted)
- Alternator, 24V, 115-Amp, heavy duty brush type
- Starter, 24V, electric

REAR ATTACHMENT

- Drawbar, rigid

TECHNOLOGY PRODUCTS

- Cat Product Link, PL522*
GSM Cellular networks

HYDRAULICS

- 3 valves, electro-hydraulics
- Load sensing hydraulics/pump
- Single lever with three functions control
- Hydraulic oil, standard

OTHER STANDARD EQUIPMENT

- C-frame with variable pitch link, hydraulic cylinder and lines
- Fuel tank, standard
- Hinged crankcase guards
- Lockable engine enclosures
- Idler guards
- Hinged radiator grill, with bolts
- Front pull device
- Swing-out radiator fan
- Scheduled Oil Sampling ports, S·O·SSM (engine, power train, hydraulics)

PROTECTION EQUIPMENT

- Guard, fuel tank
- Guard, crankcase
- Grill radiator

ANTI-FREEZE

- Extended life coolant, -37° C (-35° F)

HYDRAULIC FLUID

- Cat HYDOTM Advanced 10

* Product Link licensing not available in all areas.

Optional Equipment

Optional equipment may vary. Consult your Cat dealer for details.

POWER TRAIN

- Oil change system, high speed
- Hydraulic demand fan, reversing

UNDERCARRIAGE

- Undercarriage arrangement:
 - Heavy duty undercarriage
- Roller frames:
 - 8/2 heavy duty (eight bottom rollers, two carrier rollers)
 - 7/1 heavy duty (seven bottom rollers, one carrier roller)*
- Track pairs, XL:
 - Tracks, 510 mm (20 in), MS XL, SystemOne
 - Tracks, 510 mm (20 in), ES XL, SystemOne
 - Tracks, 560 mm (22 in), ES XL, SystemOne
 - Tracks, 510 mm (20 in) ES, XL, heavy duty
 - Tracks, 560 mm (22 in) ES XL, heavy duty
- Track pairs, LGP:
 - Tracks, 760 mm (30 in) ES LGP, SystemOne
 - Tracks, 760 mm (30 in) ES LGP, heavy duty
 - Tracks, 760 mm (30 in), ES self-cleaning, LGP, heavy duty
- Track guiding guards:
 - Guard, track guiding, center
 - Guard, track guiding, front and rear
 - Guard, track guiding, full length

OPERATOR ENVIRONMENT

- Heavy duty cab with polycarbonate windshield and door windows
- Heated air suspension seat
- Heated and ventilated air suspension seat

HYDRAULICS

- Hydraulic oil, biodegradeable
- Hydraulic, four valves

GUARDS AND PROTECTION PACKAGES

- Cab protection package, sweeps and rear screen
- Cab protection package, heavy duty, with sweeps, screens (rear and sides) and lighting guards
- Cab rear screen
- Guard, lift cylinder
- Heavy duty radiator grill
- Heavy duty protection with heavy duty fuel tank guard, crankcase guard and radiator grill

BLADES

- VPAT XL blade, ARO
- VPAT LGP blade, ARO
- VPAT XL blade, ARO foldable
- VPAT LGP blade, ARO foldable

REAR ATTACHMENT

- Ripper, parallelogram, multi-shank, with three straight teeth
- Ripper, parallelogram, multi-shank, with three curved teeth
- Winch preparation

REAR ATTACHMENT CONTROL

- Control ripper ready package
- Control winch ready package
- Control winch and ripper ready package

TECHNOLOGY PRODUCTS

- Machine Security System (MSS)
- Cat Product Link, PL321, satellite networks

MACHINE CONTROL AND GUIDANCE

- Installation, AccuGrade Ready Option (ARO)

COLD WEATHER PACKAGES

- Cold weather package, 120V
- Cold weather package, 240V
- Electrical insulated breather with heated filter and insulated hoses

ANTIFREEZE

- Cooling system antifreeze protection –50° C (–58° F)

OTHER ATTACHMENTS

- Rotating beacon

FIELD INSTALLED ATTACHMENTS

- Radios:
 - Radio, 12V, AM/FM
 - Radio, 12V, AM/FM CD player
 - Radio, 12V, AM/FM CD player (XM satellite radio antenna)**
 - Radio, 12V, AM/FM CD player (Sirius satellite radio antenna)**
- Winch:
 - PA50 hydrostatic winch, variable speed
 - Winch step
- Fairleads:
 - Fairlead, three rollers
 - Conversion kit, fourth roller

* For Europe, Africa and Middle East only. Not compatible with Stable Blade Control.

** Available through Parts Distribution for U.S.A. and Canada only.

For more complete information on Cat products, dealer services, and industry solutions, visit us on the web at www.cat.com

AEHQ6823-01 (02-2013)
Replaces AEHQ6823

© 2013 Caterpillar Inc.
All rights reserved

Materials and specifications are subject to change without notice. Featured machines in photos may include additional equipment. See your Cat dealer for available options.

CAT, CATERPILLAR, SAFETY.CAT.COM, their respective logos, "Caterpillar Yellow" and the "Power Edge" trade dress, as well as corporate and product identity used herein, are trademarks of Caterpillar and may not be used without permission.

